

How to: Arrowhead Star Quilt Block- 30 Days of Sewing Quilt Blocks - Star Version!

 piecendquilt.com/2015/04/how-to-arrowhead-star-quilt-block-30.html



Today's fun star quilt block tutorial is the **Arrowhead Star**. I love this block, it goes together pretty quickly and the quilt pattern that comes to life when multiple blocks are made is so dang cute!

Cutting:

This block will finish at 12"x12" square.

Teal fabric:

4- 2 7/8"x2 7/8" squares, cut in half diagonally

8- 2 1/2"x2 1/2" squares, draw a diagonal line from corner to corner on the wrong side of these.

White fabric:

8- 2 1/2"x4 1/2" strips

4- 2 1/2"x2 1/2" squares

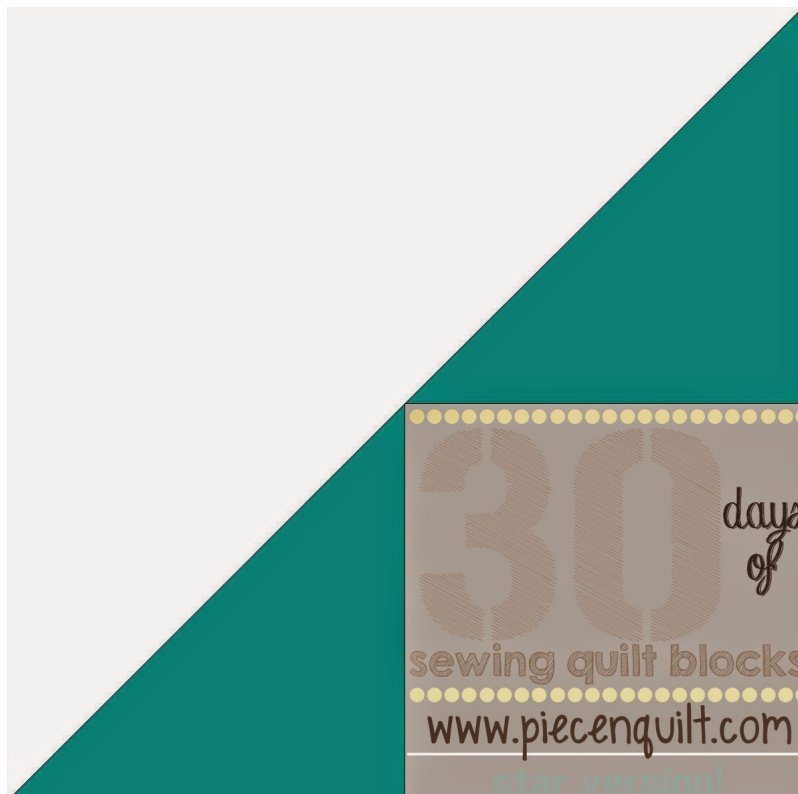
2- 4 7/8"x4 7/8" squares, cut in half diagonally

Gray fabric:

12- 2 1/2"x2 1/2" squares

Draw a diagonal line from corner to corner on the wrong side of 8 of these.

Sewing:



Sew one teal 2 7/8" triangle to two sides of one gray 2 1/2" square.

Press.

Sew one white 4 7/8" triangle to the side of the unit.

Press.

Repeat, make a total of four of these units.



Sew one teal $2\frac{1}{2}$ " square to the right side of one white $2\frac{1}{2}$ "x $4\frac{1}{2}$ " strip.

Trim $\frac{1}{4}$ " on the outside of the stitch line.

Press.

Sew one gray $2\frac{1}{2}$ " square to the left side of the unit.


Trim $\frac{1}{4}$ " on the outside of the stitch line.

Press.

Repeat, make four of these units exactly the same.



Sew four more of these flying geese units, with the teal fabric on the left and the gray fabric on the right.



Sew one white $2\frac{1}{2}$ " square to the right side of four of the teal and gray fling geese units.


Exactly like the illustration above.

Press.

Make four of these units.



Sew a flying geese unit to the right side of the corner unit from the first step.
Press.
Make four of these units exactly the same.



Sew the units from the previous two steps together.
Exactly like the illustration above.
Press.
Make four of these units.



Sew the four units together.

Press.

Now, to make this into a 96"x96" quilt you'll need the following fabrics:

White fabric:


6 $\frac{3}{8}$ yards

Teal fabric:

3 $\frac{1}{4}$ yards

Gray fabric:

2 $\frac{7}{8}$ yards



Hope you all enjoy!

If you're sewing any of these quilt blocks make sure to share them on facebook and instagram using #pnq30quiltblocks

Make sure to check out our books for more inspiration and patterns: *Beginner's Guide to Free-Motion Quilting*, *Modern One-Block Quilts* and *Cabin Fever: 20 Modern Log Cabin Quilts*.

