

How to: Midnight Star Quilt Block- 30 Days of Sewing Quilt Blocks- Star Version!

 pieceandquilt.com/2015/04/how-to-midnight-star-quilt-block-30.html



Are you all ready for star quilt block #19? Today's fun star quilt block tutorial is the **Midnight Star**.

This quilt block is pretty quick to make, and the hourglass blocks can be made in multiple ways, if I were mass producing this block I'd probably put it together a little differently, but for just one block, the method that I share will work great!

Cutting:

This block will finish at 12"x12" square.

White fabric:

2- 5 1/4"x5 1/4" squares, cut in half diagonally twice

Gray fabric:

4- 4 1/2"x4 1/2" squares

1- 5 1/4"x5 1/4" squares, cut in half diagonally twice

Teal fabric:

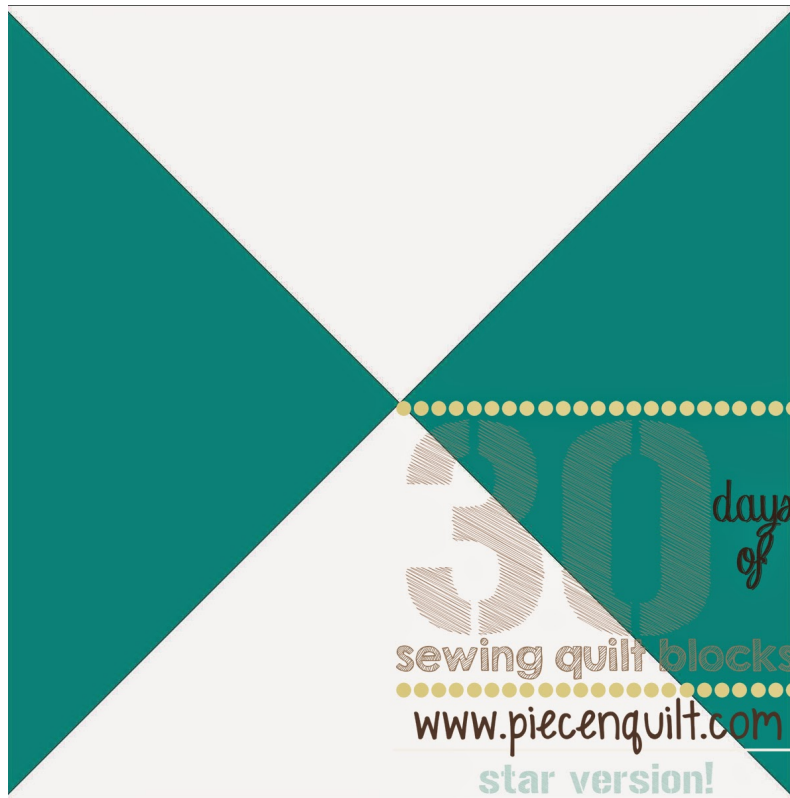
2- 5 1/4"x5 1/4" squares, cut in half diagonally twice

Sewing:



Sew one white and one gray triangle together, press toward the darker fabric.


Repeat, make a second set of triangles.
Sew the two sets of gray and white triangles together.
Press.



Repeat with teal and white triangles, make two of these units.




Repeat the same process, make two gray, white and teal hourglass blocks.



Sew one gray, white and teal hour glass block, one gray and white hour glass block and one gray, white and teal hour glass block.

Press.



Sew one gray 4 1/2" square, one teal and white hour glass block and one gray 4 1/2" square.

Press.

Repeat, make two of these units.



Sew the three rows together.

Press.

Now, to make this into a 96"x96" quilt you'll need the following fabrics:

Gray fabric:


5 1/2 yards

White fabric:


2 3/4 yards

Teal fabric:

2 3/4 yards



This is the fun quilt that can be made from this block.
For the second version I rotated every other block, it's a fun little variation.



Hope you all enjoy!

If you're sewing any of these quilt blocks make sure to share them on facebook and instagram using #pnq30quiltblocks

Make sure to check out our books for more inspiration and patterns: *Beginner's Guide to Free-Motion Quilting*, *Modern One-Block Quilts* and *Cabin Fever: 20 Modern Log Cabin Quilts*.

