


How to: Wandering Star - 30 Days of Sewing Quilt Blocks - Star Version!

 pieceandquilt.com/2015/04/how-to-wandering-star-30-days-of-sewing.html



Hey friends, are you ready for another star quilt  block tutorial? I'm excited to share the next block; Wandering Star, and can you tell I'm crushing on gray right now? I've used it in every single quilt block sketch so far. :)

Cutting:

This block will finish at 12"x12" square.

White fabric:

4- 4 7/8"x4 7/8" squares

(Draw a diagonal line from corner to corner on the wrong side of these.)

Gray fabric:

1- 4 7/8"x4 7/8" squares

(Draw a diagonal line from corner to corner on the wrong side of these.)

1- 5 1/4"x5 1/4" square, cut in half diagonally twice

Green fabric:

3- 4 7/8"x4 7/8" squares

(Draw a diagonal line from corner to corner on the wrong side of these.)

1- 5 1/4"x5 1/4" square, cut in half diagonally twice

Sewing:



Place one green and white 4 7/8" square together, right sides together.

Sew 1/4" on both sides of the draw line.


Cut on the draw line.

Press toward the dark fabric.



Repeat this process, make 6 of these green and white half square triangle units.

Repeat this process with one gray and one white $4 \frac{7}{8}$ " square, make a total of two gray and white half square triangle blocks.



Sew one green and gray triangle together.


Press toward the darker fabric.

Make a second set of green and white triangles.

Press.

Sew the two units together.


Press.



Sew together one green and white half square triangle, one gray and white half square triangle and one green and white half square triangle. Refer to the illustration above for correct placement.

Press.

Make two of these units exactly the same.



Sew one green and white half square triangle, one green and gray hour glass block and one green and gray half square triangle block together.
Press.



Sew the three rows together and press!

Fun and adorable block!

Now, if you want to make a 96"x96" quilt from this block you'll need the following fabrics:

Green fabric:
4 $\frac{3}{8}$ yards

White fabric:
5 yards

Gray fabric:
2 yards



This version is made from the Wandering Star block, the pattern it creates is pretty cool isn't it!



In this version I rotated every other block, it's so fun to see the little difference with the rotation.

Hope you all enjoy!

If you're sewing any of these quilt blocks make sure to share them on facebook and instagram using #pnq30quiltblocks

Make sure to check out our books for more inspiration and patterns: *Beginner's Guide to Free-Motion Quilting*, *Modern One-Block Quilts* and *Cabin Fever: 20 Modern Log Cabin Quilts*.

